




# Two Striper® Prep Technique

## for Metal-Free Restorations



- 1 Prep
- 2 Retract
- 3 Adjust/Polish

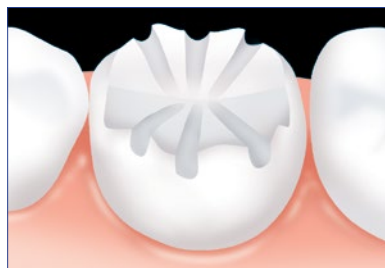
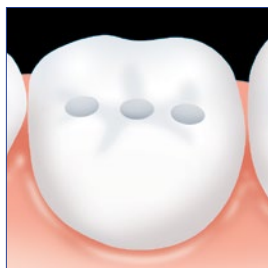


# 1 Prep


Prep in your comfort zone. Choose a chamfer or modified shoulder.

## Occlusal/Incisal Depth Cuts

Use the dimensions of the diamond to easily achieve 1.0 to 1.5mm depth cuts. Sink the round diamond or use chamfer or shoulder bur to create desired depth. *While most ceramics require 1.5 to 2mm, new guidelines for IPS e.max® recommend at least 1.0mm for full coverage restorations.*

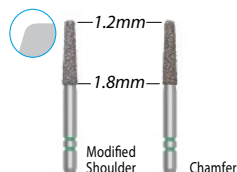


### Two Striper®



**L120C**

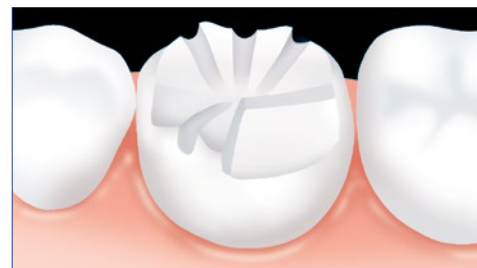
### Two Striper®




**703.8C KR or 770.8C**

## Occlusal/Incisal Reduction

Use your preferred diamond to connect the depth cuts and complete the occlusal/incisal reduction.



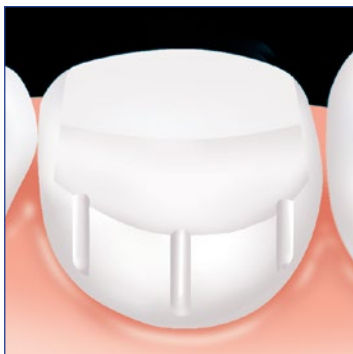
### Two Striper®



**703.8C KR | 770.8C**

## Axial Depth Cuts

Use your preferred diamond to easily provide the ideal degree of taper and axial reduction based on the material preparation guidelines. Most ceramics require 0.5 to 1.5mm of axial reduction.



**Two Striper®**



703.8C KR | 770.8C

## Axial Reduction

Use your preferred diamond to connect the depth cuts to complete the axial reduction and establish the finished margin.



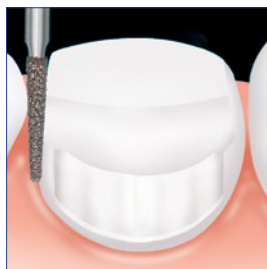
**Two Striper®**



703.8C KR | 770.8C

## Break Contact

Use your preferred diamond to break contacts. These diamonds are thin at the tip which helps to open up the contact while protecting the adjacent teeth.



**Two Striper®**



**777.8M**

## Define Margin

Use your preferred diamond to establish and define your crown margin.



**Two Striper®**

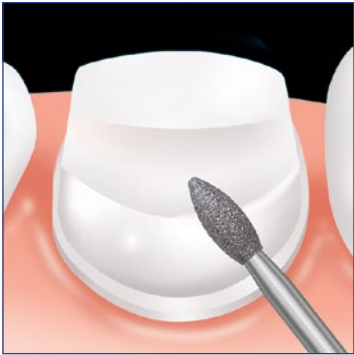


**703.8C KR**

**770.8C**

# Refine the Preparation

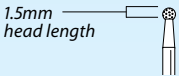
Use your preferred diamond to round any sharp line angles and establish the proper secondary planes. All ceramic restorations require round internal line angles and the removal of any sharp angles.



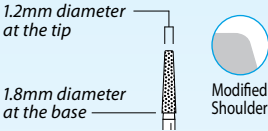
Two Striper®



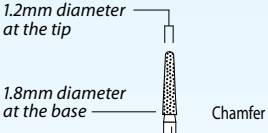
703.8C KR | 770.8C | 285.5C




Two Striper® • L120C



Two Striper® • 703.8C KR



Two Striper® • 770.8C



Two Striper® • 285.5C

## 2 Retract

Proper tissue management is imperative to achieving a digital scan or impression.

### Apply Traxodent®



Traxodent can be used alone, as part of a double cord technique, and/or with a retraction cap.

### Wait 2 Minutes and Rinse



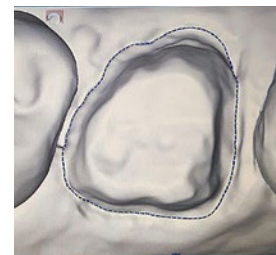
### Retraction Cap Option



For difficult tissue, Traxodent can be used with a retraction cap.

Place retraction cap on prep; have patient bite down on cap for 2 minutes, then remove cap and rinse.

### Review Margin



Make certain you can easily identify your preparation margins in your scan as shown here.

# 3

## Adjust/Polish Ceramics

### Extra-Oral Polish *(optional)*

#### Polishing for CAD/CAM



Polish with Diamond Twist™  
Super-Charged Polishing Paste  
applied with a felt taper  
applicator for a  
glaze-like surface.

### Adjust

#### Intra-Oral Ceramic Adjusting



Use a TSZtech™ diamond  
when adjusting ceramics with  
copious amounts of water  
at 160,000 rpm.  
  
Other diamond types can  
impart microfractures in the  
ceramic which could lead  
to restoration failure.

### Intra-Oral Polish

#### Polish after Adjusting



After permanent seating and  
adjustments, polish intra-orally  
in one easy step using  
Diamond Twist Super-Charged  
Polishing Paste with  
Micro-Cloth Disk  
applicators or brushes.

# Ordering information for products in this technique

## 1 Prep

Description	Two Striper® (5/pack)	Shape
Round	2015055	L120C
Football	2015143	285.5C
Break Contact	2015930	777.8M
Modified Shoulder	2015352	703.8C KR
Chamfer	2015457	770.8C
Adjust Ceramics	2015891	285.5Z



Distributed by Premier®


## 2 Retract

Traxodent® Retraction Paste	
9007091	<b>Value Pack</b> (25 syringes and 50 tips)
9007093	<b>Starter Pack</b> (7 syringes and 15 tips)
9007092	<b>Applicator Tips</b> (50)

Premier® Retraction Caps	
<i>Anatomic formed cotton caps work synergistically with Traxodent to quicken and assist retraction and hemostasis.</i>	
9048251	<b>Size 1</b> - Small (120)
9048253	<b>Size 3</b> - Medium (120)
9048255	<b>Size 5</b> - Large (60)
9048260	<b>Assorted</b> - (15) #1, (15) #3, (30) #5

Knit-Pak™ Retraction Cord	
9007551	<b>Size 000</b> (Green)
9007552	<b>Size 00</b> (Brown)
9007553	<b>Size 0</b> (Purple)
9007554	<b>Size 1</b> (Blue)
9007555	<b>Size 2</b> (Orange)
9007556	<b>Size 3</b> (Yellow)

## 3 Adjust/Polish

	<b>Two Striper® TSZtech™ (5/pack)</b>	2015895 <b>TSZtech™ Diamond Assorted 5-pack</b> (260.8Z, 285.5Z, 703.8KRZ, 125Z, 770.8Z)
	<b>285.5 Z</b>	
	2015891	

<b>Diamond Twist SCO™ Kit</b> - Intra-Oral 2019002
3g Diamond Twist SCO Polishing Paste (mint flavored), 4 flat polishing brushes, 2 tapered polishing brushes, 6 Micro-Cloth Disks (1/2"), 6 Micro-Cloth Disks (5/16"), and 1 RA mandrel

<b>Diamond Twist SCL™ Kit</b> - Extra-Oral 2019000
6g Diamond Twist SCL Polishing Paste (unflavored), 4 felt applicators, 4 fibra point pre-polishers, and 2 mandrels

# Order from your authorized dealer

2013900 **Digital Dentistry Optimization Kit** Contains: 6 Two Striper® diamonds (L120C, 285.5C, 777.8M, 703.8C KR, 770.8C, 285.5Z), 1 autoclavable bur block, 10 Solo diamonds (2 each of 801018M, 368023C, 862012C, 847KR018C, 856L018C), 2 Traxodent 0.7g syringes, 5 Premier Retraction Caps, 6 Traxodent Applicator Tips, 1 Knit-Pak retraction cord, 1 Diamond Twist polishing paste 2g dispenser, 1 bristle brush #11 stiff, 1 felt taper applicator, 4 Micro-Cloth Disk intra-oral paste applicators, 1 RA mandrel, and 1 step-by-step technique guide

\*Two Striper is a registered trademark and TSZtech is a trademark of the product manufacturer, Abrasive Technology, Inc.



# Two Striper® Prep Technique

## for Metal-Free Restorations

### Find Your Two Striper®!

Easily convert many diamond brands  
to Two Striper®. To use this versatile  
web-based program go to

[findmybur.com](http://findmybur.com)

or scan the QR code.



**premier®** Inspired solutions  
for daily dentistry®



Premier® Dental Products Company • 1710 Romano Drive, Plymouth Meeting, PA 19462, U.S.A.  
Phone 888-670-6100 • 610-239-6000 • Fax 610-239-6171 • [www.premusa.com](http://www.premusa.com) • E-mail: [dentalinfo@premusa.com](mailto:dentalinfo@premusa.com)