












To obtain a SDS, visit premierdentalco.com or call Premier customer service at 610-239-6000.

Symbol Key

Symbols	Symbol Meaning
	Manufacturer
Rx ONLY	CAUTION: U.S. Federal law restricts this device to sale by or on the order of a physician
	Batch number
	Catalog number
	Caution: See instructions for use
	The upper and lower limits of temperature of use, storage and transportation
	Keep away from sunlight
	Keep dry
	Do not re-use
	Date of manufacture
	Expiration date
	Flammable



Premier® Dental Products Company
1710 Romano Drive, Plymouth Meeting, PA 19462 U.S.A.
(888) 670-6100 • (610) 239-6000
premierdentalco.com • info@premierdentalco.com

2200387 [00] IFU# 90781 0822065 Rev4

premier Premier® Tastytooth® Varnish 5% Sodium Fluoride Varnish

PROFESSIONAL INSTRUCTIONS FOR USE (IFU)

Description:

Tastytooth has a strong desensitizing action when applied to dental surfaces. Tastytooth may be used on moist teeth and leaves a film of varnish which sets in the mouth and may allow visual control and verification.

Indications For Use:

Tastytooth is a fluoride containing preparation for the treatment of dentin hypersensitivity, and for the reduction of post-operative sensitivity. 1mL of Tastytooth contains: 50 mg of sodium fluoride, equivalent to 22.6 mg fluoride ion.

Dosage:

For the treatment of dentin hypersensitivity, two applications at several days interval are sufficient in most cases. The fluoride content of Tastytooth varnish is dosed in such a way that neither acute nor chronic side effects are to be expected if applied according to instructions.

Directions for separating single unit-dose from strip:

1. Hold strip in your hand and bend one unit completely in one direction.

2. Bend same unit completely in the opposite direction.
3. Bend the same unit completely in the opposite direction again until the unit breaks or snaps apart from the strip.

Instructions to Apply Tastytooth

1. Peel open the foil lidding material
2. Remove a brush and mix varnish until it reaches an even consistency
3. For best results, dry teeth prior to application by rubbing a 2x2 (or other disposable cotton sponge) along the tooth surfaces to remove any existing bio-film
4. Apply a very thin coat of varnish evenly to all of the desired tooth surfaces
5. Let the varnish dry for approximately 10 seconds and then instruct the patient to close their mouth
6. Varnish hardens on contact with saliva so the patient may leave immediately after application
7. When dry, any excess varnish may appear "spotty" and may slide off the tooth surface. This will not affect the efficacy of the product as there is still a full layer of varnish on the tooth
8. It is recommended that the patient be instructed to only eat soft foods and drink cold liquids for 4 hours after application. Also avoid brushing and flossing for 4 hours after application.
(Post-treatment patient care instructions are available for download at premierdentalco.com)

Contraindications:

Ulcerative gingivitis and stomatitis.

Interactions:

When Tastytooth is applied, other fluoride preparations such as fluoride gels, should not be administered during the same day. The routine use of fluoride tablets should be interrupted for several days after treatment.

Adverse Reactions:

Edematous swellings have been reported only in rare instances in some fluoride varnish products, especially after application to extensive surfaces. Dyspnea, although extremely rare, has occurred in asthmatic children. Nausea has been reported when extensive applications have been made. If required, varnish film can be removed with a thorough brushing.

Caution:

Federal (U.S.A.) Law restricts the use of this device for sale by or on the order of a medical or dental professional. For use in the oral cavity.

Storage and disposal:

Keep out of direct sunlight, store at a controlled room temperature: 68°F -77 °F (20°C -25 °C). Product expires 2 years after the date of manufacturing. Do not use after expiration date.