

Presentation Topics – 2024

Lillian Caperila, RDH, BSDH, M.Ed., FADHA






“Preserving Dental Implants: It takes a village!”

For dentists, hygienists and staff
1 or 2-hour session

Course Description:

Once a patient undergoes the placement of dental implants, the process of maintaining their health is a collaborative effort between the surgeon, dentist, dental hygienist, and the patient. If the implant placement and prosthesis are performed by two separate practitioners, communication in restorative mapping is paramount for the success of the implant.

As a patient enters the maintenance phase of care, the dental provider and the patient should develop an effective home care routine that is critical in sustaining their gingival and implant health. The maintenance appointment should include a thorough medical and dental assessment, discussion to identify all risk modifiers and individualized home care regimen. The ultimate responsibility is up to the patient to master effective home care protocol and consistent recall scheduling with the practice.

-  Apply the updated (2018) AAP periodontal classification staging and grading system for dental implant health and disease.
-  Distinguish between implant health, peri-mucositis, peri-implantitis and mucogingival disorders.
-  Discuss the appropriate treatment decisions with each of the diagnosis recognized above.
-  Identify and select the appropriate implant instruments based on the implant material and restorations.
-  Discuss all steps critical in the examination, medical and dental assessment, patient education information and home care aids.

“Take the STAGE and GRADE your Patient!”

Updated (2018) AAP Classification of Periodontal and Peri-Implant Diseases







For Dentists, Hygienists
Recommended in 2 or 3-hour lecture.

Course Description

The American Academy of Periodontology and European Federation of Periodontology rolled out an updated classification system in 2018 which represents a multi-dimensional staging and grading framework for periodontitis and implant disease status. This course will examine the concepts of staging and grading to classify each patient by complexity of case management, likelihood of less predictable response to therapy, and potential for periodontitis development.

A hallmark feature of the updated system brings opportunities for more case-specific patient care. The need for calibration and clinician alignment with the new classification system along with appropriate treatment and homecare recommendations will be discussed.

Objectives: upon completion of this seminar, the participant will be able to:

-  Discuss the new classification system and how it will benefit patient care and management.
-  Distinguish between a periodontal diagnosis and periodontal classification.
-  Identify the key characteristics that underline your determination of
 - **Stage I-IV**
 - **Grading A through C**
-  Shown a case study, discuss implementation of ‘Staging’ and ‘Grading’ using new guidelines.
-  Identify patients who may benefit from adjunctive strategies of disease management and overall reduction of bioburden and behavioral risks.
-  Develop individualized homecare regimens utilizing staging and grading to motivate and encourage patients to improve their oral health.

Building a Successful Prevention Strategy for High-Risk Adults

***For dentists, hygienists, assistants
2 or 3-hour session***

Course Description:

This course will provide the participants (dentists, hygienists, assistants, public health and medical providers) with a strategy in their work setting to inform their senior patients in identifying factors which place them at greatest risk for oral health diseases. Following an overview of the etiologies that cause dry mouth, xerostomia and erosive dental patterns, it will be necessary to formulate an appropriate treatment plan which includes frequent maintenance and selective agents that restore the necessary components lost from inadequate salivary function.

Today’s older adults are the first generation to sustain their natural dentition throughout their lifespan. This presents significant challenges to the dental professional when medical and

emotional factors produce loss of dental function and recurrent dental caries. Our role is to review the current evidence-based research that supports a highly successful therapy for all adult patients.

Objectives:

- Identify adults who present with the greatest risks for enamel and dentinal caries and root sensitivity.
- Discuss the most prominent etiologies for xerostomia and erosion.
- Identify medications and systemic diseases/disorders with side effects impacting normal oral function and tooth structure.
- Discuss the components of saliva critical in preserving the natural dentition.
- Design a treatment plan based on suggested case studies within today's program.
- Differentiate among the various deliveries of fluoride, amorphous calcium phosphate and desensitization properties.
- Determine the most effective maintenance interval and treatment plan for adults in this category.

The Changing Face of Dental Hygiene Practice: expert clinician, skilled motivator, and preventive specialist

For Dental Hygienists
3-hour session

Course Description:

As we observe the reorganization of healthcare delivery throughout the world, the dental hygienist is now evolving into a key healthcare specialist. This program paves a new direction in specialized roles to include advanced clinicians, knowledgeable and effective motivators combined with recognizing that prevention is our only tool to optimal oral and general health.

Each module of this course will focus on a changing dynamic in hygiene therapy introducing the latest technologies offered in today's prevention strategies. Patients today are more informed of their options as they live longer and fuller lives. The participants will learn and share their ideas in exploring the skills necessary to become the dental hygienist of the next decade.

- Diagnostic instrumentation and utilization of risk assessments
- Motivational interviewing in guiding patient self-care
- Selective instrumentation in healthy versus compromised patients
- Transitions to minimally invasive procedures and elective cosmetics
- Capitalizing on your greatest skills in the healthcare team
- Reorganizing dental care delivery using all team members

“Aligning your instrumentation skills and preserving your professional career”

For Dentists and Dental Hygienists:

*Lecture 2 hours, *optional hands-on workshop will add one hour.*

Course Description:

Growing statistics reveal the rise of dental care professionals experiencing chronic musculoskeletal disorders. This program highlights the dynamics that affect the performance efficiency of clinical practitioners. The central theme of this seminar is ergonomics and guides the participants through techniques to improve their operatory design, dental instrument selection, maintenance and positioning to alleviate chronic disorders in all aspects of patient care.

Participants will leave the program with a clearer understanding and ergonomic plan to improve their day-to-day activities and avoid long term work-related injuries.

**Optional hands-on workshops are arranged with the speaker and sponsor and require a lead time of 4-5 months for planning.*

The Mystique in Changing Patient’s Behavior”

Application of “Motivational Interviewing” in practice

For the entire Dental Team

Can be presented in 2 or 3-hour sessions

Course Description:

The concept of “motivational interviewing” is now recognized in oral healthcare as becoming the best practice in “guiding” our patients in making positive changes in their health and lifestyle behaviors.

By eliminating those prior tactics of judging or controlling our patients, we are now embracing a more effective “patient-centered approach to coaching. Our patients will only make positive changes if they can appreciate the value as well as making those choices on their own time.

The presenter will walk the audience through the key principles that underscore the process of using “*motivational interviewing*” techniques in the workplace. Brief video clips and interactive discussion brings about a productive environment for learning this concept while having fun during the seminar.

- Applying the 4 guiding principles of ***motivational interviewing*** technique.
- Discuss the stages of MI practice using the concepts of **D.A.R.N.**
- Reinforce the key communication skills required for successful motivational interviewing.
- Define ambivalence and discuss how to guide patients through this obstacle in identifying risk behaviors.
- Participation in effective questioning skills that propagates meaningful patient interaction.
- Observe the video demonstrations of dental hygiene and patient interactions and provide suggestions/input in improving and applying tactics in motivational interviewing.