

Performance you expect.

Reliability you deserve.

NEW!



Bond-PR™ Universal Adhesive

You will appreciate the performance and reliability of Bond-PR™ universal adhesive. This versatile solution delivers high-strength adhesion across all restorative substrates¹⁻⁴ with the flexibility to work seamlessly in any etching technique.²⁻⁵

Its MDP-enhanced formulation ensures durable bonding to zirconia¹⁻³ and ceramics – no separate primers required.¹⁻⁵

The results are a streamlined workflow that delivers predictable outcomes you can rely on.

Order through your authorized dealer.



One Product, All Techniques

Compatible with self-, selective-, and total-etch.²⁻⁵



Universal Compatibility

Optimized for use with all restorative substrates.¹⁻⁵



Zirconia Ready

Contains MDP for durable adhesion to zirconia and other ceramics.¹⁻³



Streamlined Workflow

Eliminates need for separate primers or activators.¹⁻⁵



Reliable Performance

Delivers high, dependable bond strength you can rely on.¹⁻⁵



Reduced Sensitivity

Lowers post-operative sensitivity in self-etch mode.⁶

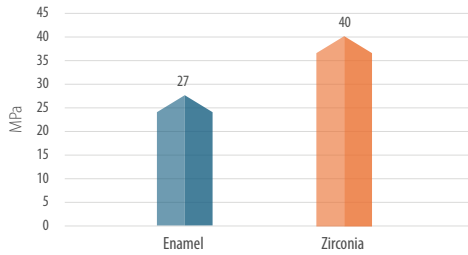
1-6. Data on file.

premier Inspired solutions
for daily dentistry®

Premier® Dental Products Company • 888-670-6100 • premierdentalco.com

©2026 Premier Dental | All Rights Reserved

Bond-PR™ Shear Bond Strength, MPa*



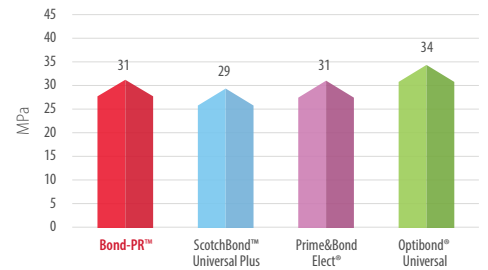
*Data source: Independent testing conducted by The Dental Advisor. Study sponsored by B.J.M. Laboratories Ltd.

Bond-PR™
Universal Adhesive

*One Product,
All Techniques.*



Bond-PR™ Shear Bond Strength to Unetched Dentin**



**Data source: Independent testing conducted by the University of Alabama. Study sponsored by Premier Dental / ScotchBond™, Prime&Bond Elect™, and OptiBond® are not trademarks of Premier Dental.

Prep & Etch



1
Wash & Dry
Wash with water spray.
Lightly air or blot dry.
Do not desiccate dentin.



2a
Selective Etch



2b
Total Etch
Use Spot-On™ or Premier® Etch;
Enamel: 30 sec. | Dentin: 15 sec.
Rinse thoroughly with water
and dry.



2c
Self Etch
Go to step 3.



3005250
Bond-PR™ Standard Pack
Contains: 1 x 5 ml bottle

3005255
Bond-PR™ Value Pack
Contains: 3 x 5 ml bottles

Available through your
authorized dealer.

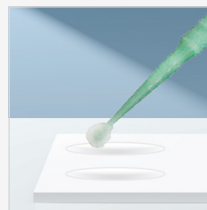
Dispensing: Bottle



Use thumb to open easy flip-top cap.
Can be opened and closed with one hand.



Dispense adhesive into a
clean mixing well.

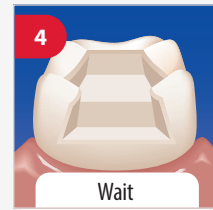


Use micro-applicator to
pick up Bond-PR™


Application



3
Apply adhesive



4
Wait



5
Air dry



6
Light cure: 10 sec.

premier® Inspired solutions
for daily dentistry®



Premier® Dental Products Company • 1710 Romano Drive, Plymouth Meeting, PA 19462, USA
Phone 888-670-6100 • 610-239-6000 • Fax 610-239-6171 • premierdentalco.com • E-mail: info@premierdentalco.com