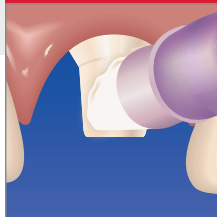
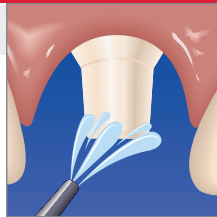


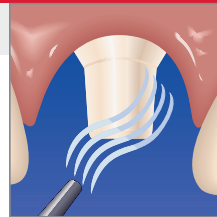
Pre-treatment of tooth



Clean preparation
(e.g. pumice)



Rinse



Dry but don't dessicate



Bleed syringe and tip

1 Dispense cement



Into Inlay/Onlay space



Into Crown/Bridge



Into prepared post space

premier

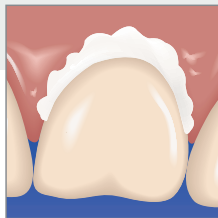
ZR-Cem™

Self-Adhesive Universal Resin Cement

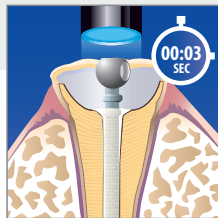
2 Seat restoration



Inlay/Onlay

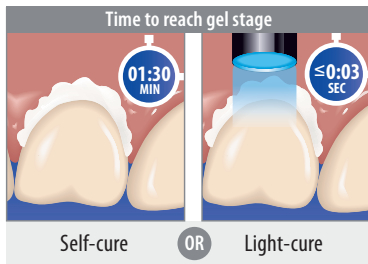


Crown/Bridge



Seat post. Stabilize with
3-second light-cure

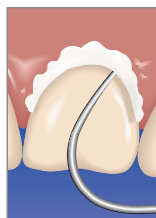
3 Clean up marginal excess at gel state



Self-cure

OR

Light-cure



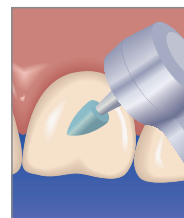
Remove excess

4 Final cure



Self-cure

Light-cure all sides



Finish and polish

0619049 Rev0 B JM